









RANK	NAT-CLUB		400m. Hurdles		100m.		400m.		Shot Put		1500m.		5000m.		Hammer Throw		High Jump		Long Jump		4x100m.		1.Day Point
			Result	Point	Result	Point	Result	Point	Result	Point	Result	Point	Result	Point	Result	Point	Result	Point	Result	Point	Result	Point	
1	TUR-Enka		50.18	8,0	10.18	8,0	48.78	1,0	18.82	5,0	3:39.09	8,0	13:30.76	8,0	63.17	4,0	2.00	3,0	7.37	8,0	39.57	8,0	61,0
2	ESP-Playas de Castellon		51.26	5,0	10.63	5,0	46.48	7,0	20.12	7,0	3:39.82	7,0	14:00.23	7,0	62.37	3,0	2.16	5,0	6.94	5,0	40.63	4,0	55,0
3	ITA-Fiamme Gialle		51.33	4,0	10.65	4,0	47.20	5,0	17.74	3,0	3:48.00	5,0	14:04.71	6,0	68.11	6,0	2.16	6,0	7.05	6,0	40.33	6,0	51,0
4	POR-Sport Lisboa e Benfica		52.80	2,0	10.36	7,0	47.90	2,0	20.41	8,0	3:41.83	6,0	14:17.31	5,0	68.38	7,0	2.13	4,0	5.80	1,0	39.76	7,0	49,0
5	CZE-TJ Dukla Praha		50.61	7,0	11.18	1,0	47.22	4,0	19.55	6,0	3:48.74	3,0	15:14.52	2,0	75.38	8,0	2.24	8,0	6.92	4,0	42.91	1,0	44,0
6	GBR-City of Manchester		51.54	3,0	10.56	6,0	47.62	3,0	18.59	4,0	3:50.24	1,0	15:02.65	3,0	66.26	5,0	2.19	7,0	6.38	2,0	40.52	5,0	39,0
7	DEN-Sparta AM		51.12	6,0	10.98	2,0	46.47	8,0	13.80	1,0	3:48.49	4,0	14:30.23	4,0	54.69	2,0	1.90	2,0	7.29	7,0	41.21	2,0	38,0
8	SLO-AD Mass Ljubljana		55.20	1,0	10.92	3,0	47.17	6,0	17.26	2,0	3:50.16	2,0	15:18.08	1,0	21.12	1,0	1.90	1,0	6.80	3,0	40.69	3,0	23,0