








RANK	NAT-CLUB	400m. Hurdles		100m.		400m.		javelin Throw		800m.		3000m.		3000m. Steeple		Discus Throw		Pole Vault		Triple Jump		4x100m.		1.Day Point
		Result	Point	Result	Point	Result	Point	Result	Point	Result	Point	Result	Point	Result	Point	Result	Point	Result	Point	Result	Point	Result	Point	
1	ESP-Valencia Terra i Mar 	58.81	7,0	11.73	6,0	52.81	6,0	58.77	7,0	2:07.43	6,0	9:33.02	6,0	9:46.37	6,0	50.08	5,0	4.10	4,0	12.90	5,0	45.43	7,0	65,0
2	TUR-Fenerbahce 	58.84	6,0	11.49	7,0	54.66	4,0	51.34	6,0	2:06.53	7,0	9:35.51	5,0	10:09.90	5,0	48.33	4,0	4.10	6,0	12.47	4,0	46.58	3,0	57,0
3	POR-Sporting Club 	1:00.56	2,0	11.92	3,0	53.60	5,0	49.06	5,0	2:08.81	4,0	9:13.70	7,0	10:51.79	4,0	58.77	7,0	4.10	5,0	13.87	7,0	45.78	4,0	53,0
4	CZE-USK Praha 	58.97	5,0	11.93	2,0	52.49	7,0	41.88	3,0	2:09.32	3,0	10:08.05	2,0	9:41.84	7,0	33.67	2,0	4.55	7,0	13.51	6,0	45.49	6,0	50,0
5	DEN-Sparta 	59.90	4,0	11.89	4,0	55.12	3,0	30.31	1,0	2:13.58	1,0	9:40.10	4,0	DNF	0,0	52.24	6,0	3.95	3,0	11.56	2,0	47.85	2,0	30,0
6	GBR-Edinburgh AC 	1:00.66	1,0	12.25	1,0	56.85	2,0	44.78	4,0	2:08.39	5,0	10:06.04	3,0	11:11.78	3,0	43.52	3,0	3.40	2,0	11.45	1,0	48.53	1,0	26,0
7	NED-Phanos 	1:00.00	3,0	11.84	5,0	58.51	1,0	34.30	2,0	2:10.97	2,0	10:30.40	1,0	12:18.38	2,0	29.67	1,0	NM	0,0	11.66	3,0	45.67	5,0	25,0