














RESULTS - TOTAL POINT MEN 1.DAY

30-31 May 2015

| RANK | NAT-CLUB | | 400m. Hurdles | | 100m. | | 400m. | | Shot Put | | 1500m. | | 5000m. | | Hammer Throw | | High Jump | | Long Jump | | 4x100m. | | 1.Day Point |
|------|----------------------------|---|---------------|-------|--------|-------|--------|-------|----------|-------|---------|-------|----------|-------|--------------|-------|-----------|-------|-----------|-------|---------|-------|-------------|
| | | | Result | Point | Result | Point | Result | Point | Result | Point | Result | Point | Result | Point | Result | Point | Result | Point | Result | Point | Result | Point | |
| 1 | TUR-Enka |  | 50.18 | 8,0 | 10.18 | 8,0 | 48.78 | 1,0 | 18.82 | 5,0 | 3:39.09 | 8,0 | 13:30.76 | 8,0 | 63.17 | 4,0 | 2.00 | 3,0 | 7.37 | 8,0 | 39.57 | 8,0 | 61,0 |
| 2 | ESP-Playas de Castellon |  | 51.26 | 5,0 | 10.63 | 5,0 | 46.48 | 7,0 | 20.12 | 7,0 | 3:39.82 | 7,0 | 14:00.23 | 7,0 | 62.37 | 3,0 | 2.16 | 5,0 | 6.94 | 5,0 | 40.63 | 4,0 | 55,0 |
| 3 | ITA-Fiamme Gialle |  | 51.33 | 4,0 | 10.65 | 4,0 | 47.20 | 5,0 | 17.74 | 3,0 | 3:48.00 | 5,0 | 14:04.71 | 6,0 | 68.11 | 6,0 | 2.16 | 6,0 | 7.05 | 6,0 | 40.33 | 6,0 | 51,0 |
| 4 | POR-Sport Lisboa e Benfica |  | 52.80 | 2,0 | 10.36 | 7,0 | 47.90 | 2,0 | 20.41 | 8,0 | 3:41.83 | 6,0 | 14:17.31 | 5,0 | 68.38 | 7,0 | 2.13 | 4,0 | 5.80 | 1,0 | 39.76 | 7,0 | 49,0 |
| 5 | CZE-TJ Dukla Praha |  | 50.61 | 7,0 | 11.18 | 1,0 | 47.22 | 4,0 | 19.55 | 6,0 | 3:48.74 | 3,0 | 15:14.52 | 2,0 | 75.38 | 8,0 | 2.24 | 8,0 | 6.92 | 4,0 | 42.91 | 1,0 | 44,0 |
| 6 | GBR-City of Manchester |  | 51.54 | 3,0 | 10.56 | 6,0 | 47.62 | 3,0 | 18.59 | 4,0 | 3:50.24 | 1,0 | 15:02.65 | 3,0 | 66.26 | 5,0 | 2.19 | 7,0 | 6.38 | 2,0 | 40.52 | 5,0 | 39,0 |
| 7 | DEN-Sparta AM |  | 51.12 | 6,0 | 10.98 | 2,0 | 46.47 | 8,0 | 13.80 | 1,0 | 3:48.49 | 4,0 | 14:30.23 | 4,0 | 54.69 | 2,0 | 1.90 | 2,0 | 7.29 | 7,0 | 41.21 | 2,0 | 38,0 |
| 8 | SLO-AD Mass Ljubljana |  | 55.20 | 1,0 | 10.92 | 3,0 | 47.17 | 6,0 | 17.26 | 2,0 | 3:50.16 | 2,0 | 15:18.08 | 1,0 | 21.12 | 1,0 | 1.90 | 1,0 | 6.80 | 3,0 | 40.69 | 3,0 | 23,0 |

RESULTS - TOTAL POINT MEN 2.DAY

30-31 May 2015

| Rank Sıralama | Nation Ülke | | 110m. Hurdles | | 200m. | | 800m. | | 3000m. | | Discus Throw | | Pole Vault | | Javelin Throw | | Triple Jump | | 3000m. Steeple | | 4x400m. | | 1.Day Point | 2.Day Point | TOTAL POINT |
|------------------|----------------------------|---|---------------|-------|--------|-------|---------|-------|---------|-------|--------------|-------|------------|-------|---------------|-------|-------------|-------|----------------|-------|-----------|-------|-------------|-------------|-------------|
| | | | Result | Point | Result | Point | Result | Point | Result | Point | Result | Point | Result | Point | Result | Point | Result | Point | Result | Point | Result | Point | | | |
| 1 | ESP-Playas de Castellon |  | 13.93 | 7,0 | 20.74 | 8,0 | 1:45.77 | 8,0 | 8:17.38 | 5,0 | 55.87 | 6,0 | 5.00 | 4,0 | 73.46 | 5,0 | 15.76 | 5,0 | 8:44.19 | 6,0 | 3:07.92 | 8,0 | 55,0 | 62,0 | 117,0 |
| 2 | TUR-Enka |  | 14.26 | 3,0 | 21.03 | 5,0 | 1:46.14 | 7,0 | 8:00.16 | 8,0 | 54.30 | 5,0 | 4.80 | 2,0 | 74.38 | 6,0 | 16.74 | 7,0 | 8:21.59 | 8,0 | 3:10.85 | 3,0 | 61,0 | 54,0 | 115,0 |
| 3 | ITA-Fiamme Gialle |  | 14.06 | 6,0 | 20.94 | 7,0 | 1:46.26 | 6,0 | 8:17.31 | 6,0 | 58.85 | 8,0 | 5.42 | 7,0 | 65.79 | 4,0 | 16.23 | 6,0 | 8:42.60 | 7,0 | 3:08.43 | 7,0 | 51,0 | 64,0 | 115,0 |
| 4 | POR-Sport Lisboa e Benfica |  | 13.72 | 8,0 | 21.02 | 6,0 | 1:48.32 | 4,0 | 8:14.96 | 7,0 | 56.19 | 7,0 | 5.32 | 6,0 | 64.23 | 3,0 | 16.96 | 8,0 | 9:07.51 | 5,0 | 3:09.26 | 6,0 | 49,0 | 60,0 | 109,0 |
| 5 | CZE-TJ Dukla Praha |  | 14.22 | 4,0 | 21.83 | 2,0 | 1:48.94 | 3,0 | 8:50.72 | 1,0 | 46.38 | 2,0 | 5.52 | 8,0 | 81.91 | 8,0 | 14.49 | 3,0 | DNS | 0,0 | 3:10.15 | 4,0 | 44,0 | 35,0 | 79,0 |
| 6 | DEN-Sparta AM |  | 14.91 | 2,0 | 21.97 | 1,0 | 1:51.05 | 2,0 | 8:38.71 | 2,0 | 54.11 | 4,0 | 5.25 | 5,0 | 63.28 | 2,0 | 14.68 | 4,0 | 9:41.05 | 4,0 | 3:09.89 | 5,0 | 38,0 | 31,0 | 69,0 |
| 7 | GBR-City of Manchester |  | 14.15 | 5,0 | 21.04 | 4,0 | 1:52.18 | 1,0 | 8:28.51 | 4,0 | 48.00 | 3,0 | 5.00 | 3,0 | 61.88 | 1,0 | 14.32 | 2,0 | 10:03.75 | 3,0 | DQ 173.13 | 0,0 | 39,0 | 26,0 | 65,0 |
| 8 | SLO-AD Mass Ljubljana |  | 15.33 | 1,0 | 21.53 | 3,0 | 1:46.92 | 5,0 | 8:31.89 | 3,0 | 45.21 | 1,0 | 4.60 | 1,0 | 76.83 | 7,0 | 14.26 | 1,0 | DNS | 0,0 | 3:17.57 | 2,0 | 23,0 | 24,0 | 47,0 |